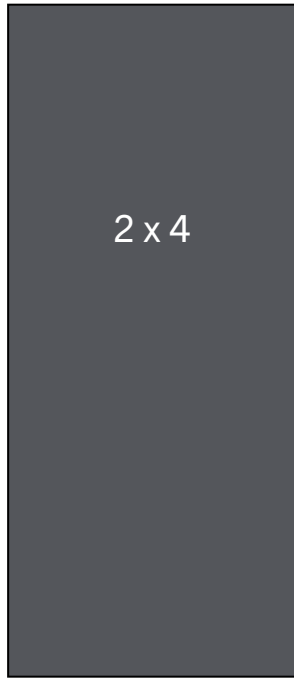



Figure 1



Figure 2



2 x 4



2 x 4



Figure 3



Figure 4



Figure 5

Materials:

- (1) 2324770 Cardboard Ring from Minn Kota
- (3) 2x4, 5.5" long
- (1) Plywood at least 8.5" x 11"
- (6) 1.5"-3" Deck Screws
- Hot Glue or Building Adhesive

Directions:

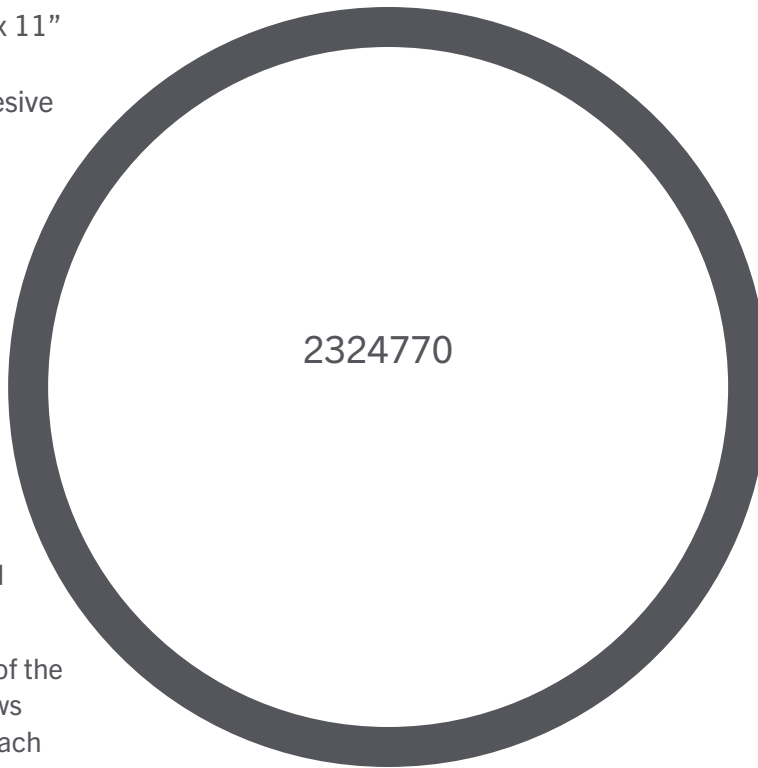
Verify Template printed correctly by measuring the scale bar (right side of page). The scale bar should be 5 1/2"

Place the template on the work surface. Position the 2x4s on the template, vertically, in their indicated positions. (Figure 1)

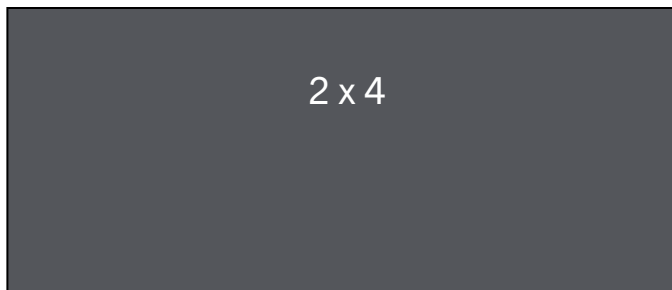
Place the Plywood on top of the 2x4s. Drive two deck screws through the plywood into each 2x4. (Figure 2)

Turn the assembly over, position the 2324770 Cardboard Ring at the center of the 2x4s as indicated and fasten with hot glue or building adhesive. (Figure 3)

Figures 4 and 5 show the finished stand in use.



2324770



2 x 4

This Scale bar is 5.5" long. Confirm Dimensional accuracy before using template.